

# Quizizz in classroom

How to incorporate Quizizz into instruction and evaluation

# Getting to know Quizizz

Quizizz is an online tool available at [www.quizizz.com](http://www.quizizz.com)

It is a fun and engaging activity that can be used with students of all ages from Pre-K through College

There is a free version (Plan: basic)

It's an educational game

But also a way to do formative assessment



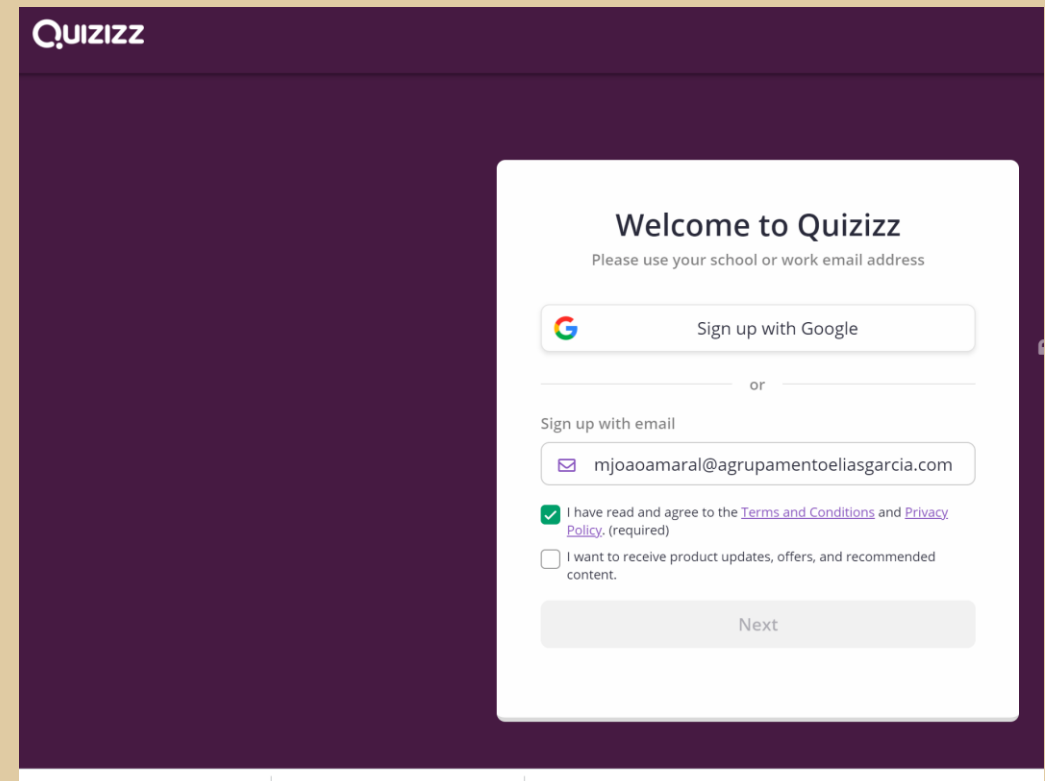
It is similar to Kahoot! but **allows students to advance at their own pace**

It's an important tool to those who are into differentiated instruction because it allows to know students well and to provide each one with experiences/tasks that will improve **learning** respecting differences and paces

So it can be a better fit for some teachers, it depends on the kind of activity or assessment you would like to do.

# How to create your own Quizizz, game or activity

- 1) Go to [www.quizizz.com](https://www.quizizz.com)
- 2) Click to sign up with Google or enter an email




The screenshot shows the Quizizz sign-up interface. At the top left, the Quizizz logo is displayed. The main heading is "Welcome to Quizizz" with a subtext "Please use your school or work email address". There are two primary sign-up options: "Sign up with Google" (with a Google logo) and "Sign up with email". The email sign-up option is currently selected, showing the email address "mjoaoamaral@agrupamentoeliasgarcia.com". Below the email field, there are two checkboxes: one checked for "I have read and agree to the Terms and Conditions and Privacy Policy. (required)" and one unchecked for "I want to receive product updates, offers, and recommended content." A "Next" button is located at the bottom of the form.





3) Choose your role


4) Fill your account details and choose a password




How are you using Quizizz?

 at a school  
K-12 or University

 at a business  
Or nonprofit

 personal use  
Friends and family





Your account details

Title  
Mrs. ▾


First name  
Maria

Last name  
Amaral

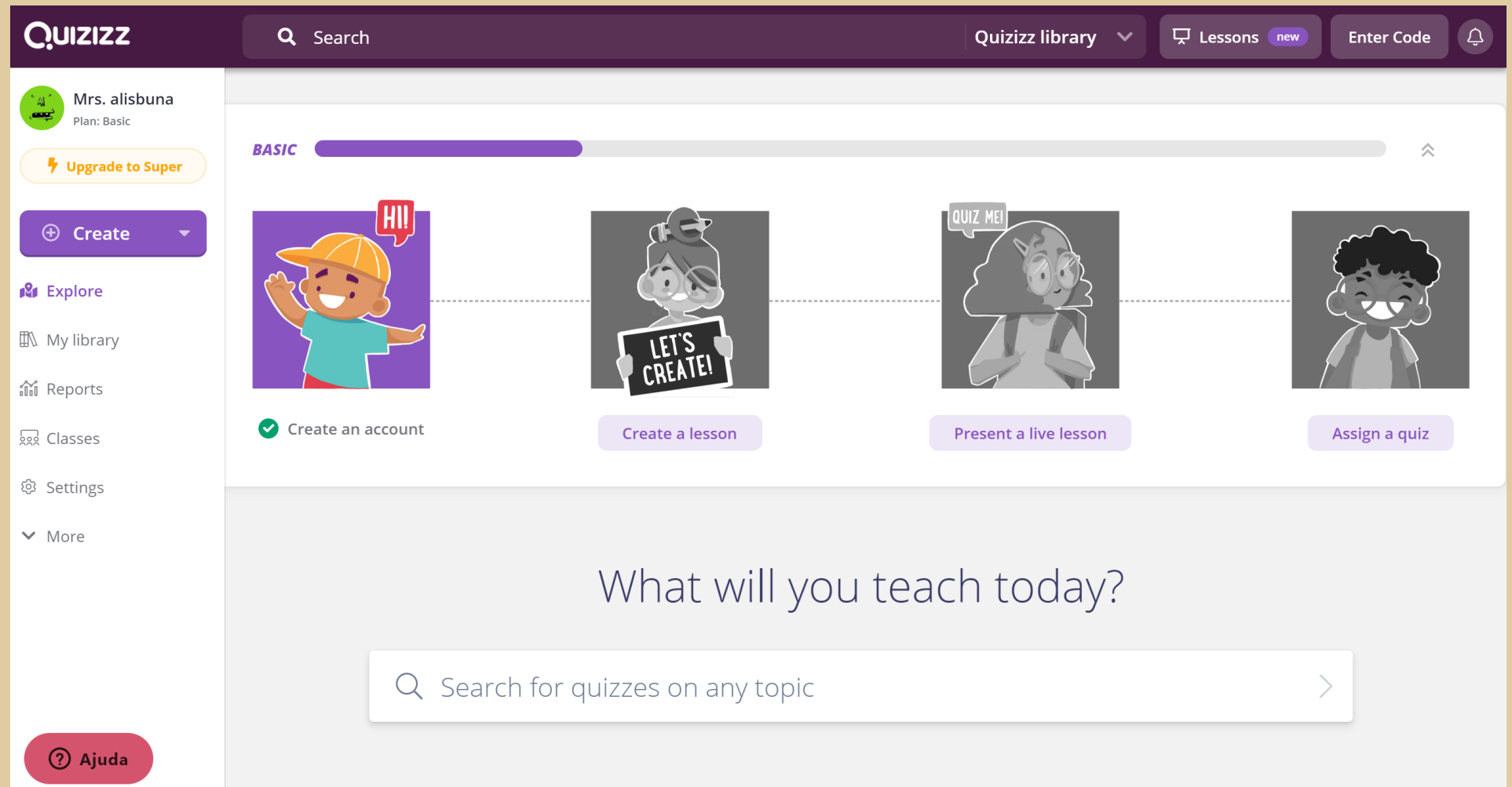
Password  
.....  

Password strength : Strong

Continue

 Ajuda

Once you are registered and signed into your account it takes you to this screen. You can either choose a game from a library or you can decide to create your own quiz.



The screenshot shows the Quizizz user interface. At the top, there is a dark purple navigation bar with the Quizizz logo, a search bar, and links for 'Quizizz library', 'Lessons' (with a 'new' badge), and 'Enter Code'. On the left, a sidebar identifies the user as 'Mrs. alisbuna' with a 'Basic' plan and offers an 'Upgrade to Super' button. Below this are navigation options: 'Create', 'Explore', 'My library', 'Reports', 'Classes', 'Settings', and 'More'. At the bottom of the sidebar is a red 'Ajuda' button. The main content area features a 'BASIC' subscription indicator and four primary actions: 'Create an account' (with a green checkmark), 'Create a lesson', 'Present a live lesson', and 'Assign a quiz'. Each action is accompanied by a cartoon illustration: a boy saying 'HI!', a girl holding a sign that says 'LET'S CREATE!', a girl saying 'QUIZ ME!', and a boy smiling. At the bottom of the main area, the text 'What will you teach today?' is displayed above a search bar with the placeholder text 'Search for quizzes on any topic' and a right-pointing arrow.



# Choosing a game from a library of public quizzes



If you choose an existing quiz, you can use the “Search for quizzes” box and browse



Once you have selected a quiz, You can either select “PLAY LIVE!” or “HOMEWORK”(only available in a paid version or in quizzes created by you)




Students can go to [www.quizizz.com/join](http://www.quizizz.com/join) or [join.quizizz.com](http://join.quizizz.com) to participate in the live quiz or complete the homework. They will be asked to enter a name to be identified by.



Once the students are finished, refresh your page, and you will be able to view the results of the quiz.

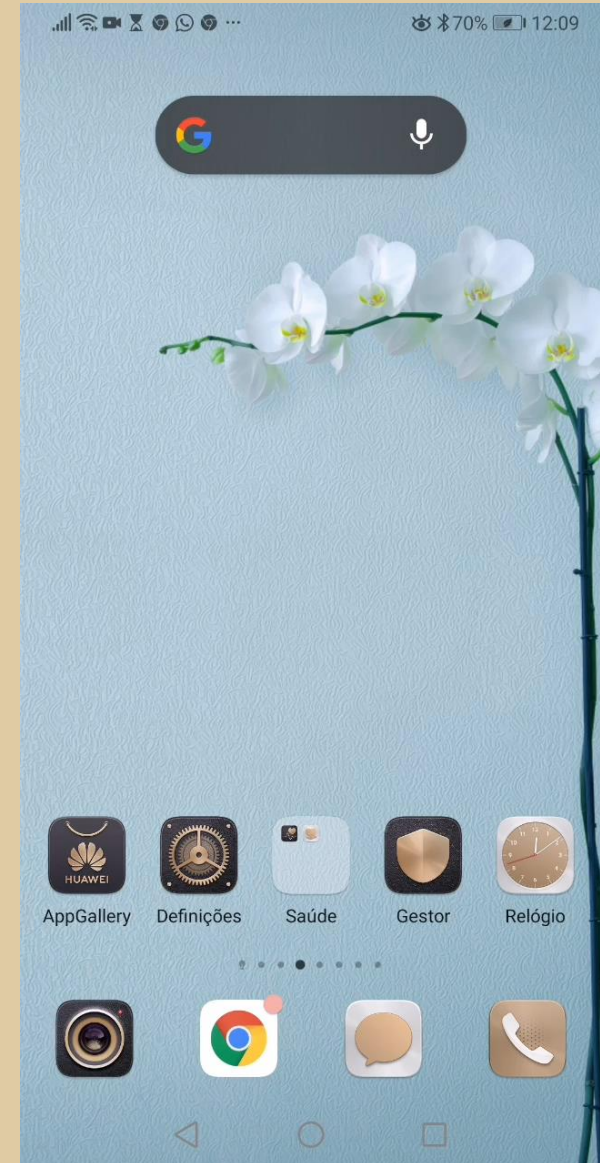
A screenshot of the Quizizz website interface. The top navigation bar is purple and contains the Quizizz logo, a search bar, and links for 'Quizizz library', 'Lessons', and 'Enter Co'. The main content area is white and features a large heading 'What will you teach today?' above a search bar containing the text 'English vocabulary'. Below this, there is a section titled 'Mathematics' with a grid of four quiz cards. The first card is 'Frações e porcentagem' (10 questions, 1.1k plays), the second is 'Perimeter' (20 slides, 4.8k plays), the third is 'Jogo das Multiplicações com números decimais' (10 questions, 3.4k plays), and the fourth is 'GEOMETRIA ESPACIAL' (15 questions, 2.0k plays). A left sidebar contains a user profile for 'Maria Amaral' and a list of navigation options: Explore, My library, Reports, Classes, Settings, Memes, Collections, Profile, Log out, and Ajuda.



# **Making your own quizzes**

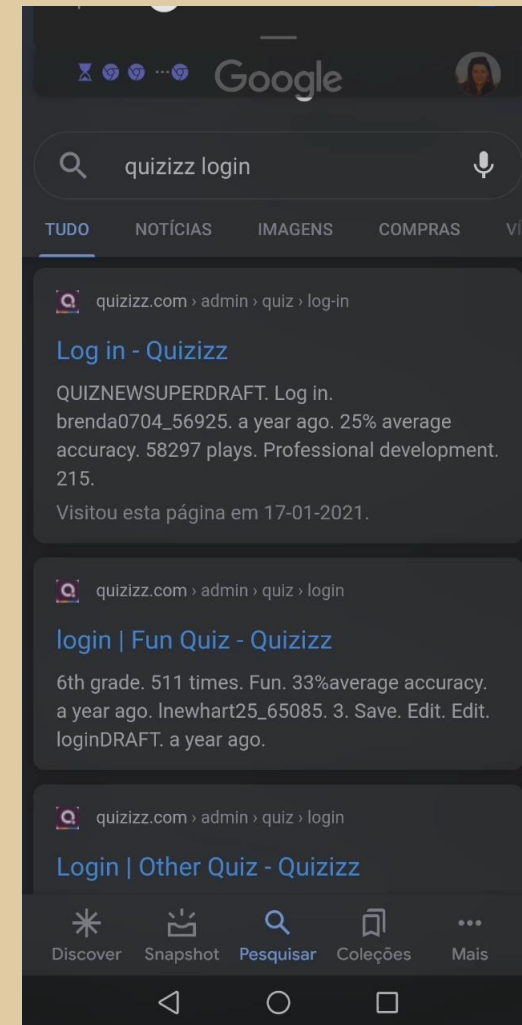


- A quiz can be created addressing almost any topic.
- Quizizz doesn't require projector because players see questions and answer options on their own screens.
- The question order can be randomized for each student, so it's no easy for players to cheat.
- You can start a quiz from scratch or copy and edit an existing quiz from their library of quizzes.
- Each question must be multiple choice and have between two and four possible answers and only one correct answer.



# Consulting reports – assessement

- As told before Quizizz is a tool that enable assessement.
- You can use multiple choice and short answer tests that are useful for assessing students' abilities to recognize and recall contents.
- The reports of each quiz remain available.





# Students Perspective



