

---

## Erasmus+ Project

Let's share culture and history by using modern techniques and methods of learning and teaching

2<sup>nd</sup> Meeting – Escola Básica Elias Garcia, Sobreda, Portugal

22<sup>nd</sup> March 2018

### In service training session - Padlet

#### *What is Padlet?*

Padlet is a software, available at - <https://padlet.com/dashboard>, people use to make and share content with others. Somewhere between a doc and a website builder, Padlet empowers everyone to make the content they want, whether it's a quick bulletin board, a blog, or a portfolio.

Padlet is:

- **Easy and Intuitive** - you won't find a simpler way to publish original content on the internet.
- **Collaborative** - Invite others to work with you on shared projects, assignments, and activities.
- **Flexible** - Add any file type you wish, organize however you want, and make it as public or as private as your heart desires.
- **Beautiful** - Hit the design sweet spot with just enough options that you can add your personal touch, but won't be overwhelmed by customization menus.
- **Private and secure** - Make your padlets viewable only to a select group of people.
- It's free for schools

#### *What is a padlet?*

A padlet, with a lower-case "p" is the page you post content on. A padlet is like a little notepad to post thoughts, images, and files.

#### *Examples of Padlets*

<https://padlet.com/about/gallery>

- timelines
- photo contests
- biographies
- who are we – eTwinning

#### *What can I post into a padlet?*

Files of different types, such as

- video (ex. recorded, YouTube, Vimeo)
- audio (ex. recorded, Spotify, Soundcloud)

---

#### Participating schools

**Greece** – 35 Primay School in Patras

**Italy** – Istituto Comprensivo “San Giovanni Bosco – F. De Carolis” in San Marco in Lamis

**Poland** – Primary School in Rebkow

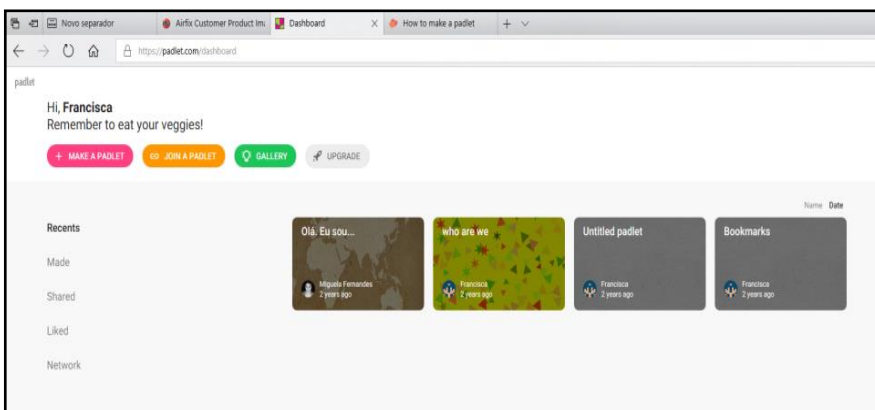
**Portugal** - Escola Básica Elias Garcia (escola sede) – Sobreda

- documents (ex. Microsoft Word, Google Docs)
- spreadsheets (ex. Excel, Google sheets)
- .PDF files
- Images (photos, illustrations, gifs, photoshop)
- Presentations (ex. PowerPoint, Keynote)

### Let's create our own padlet

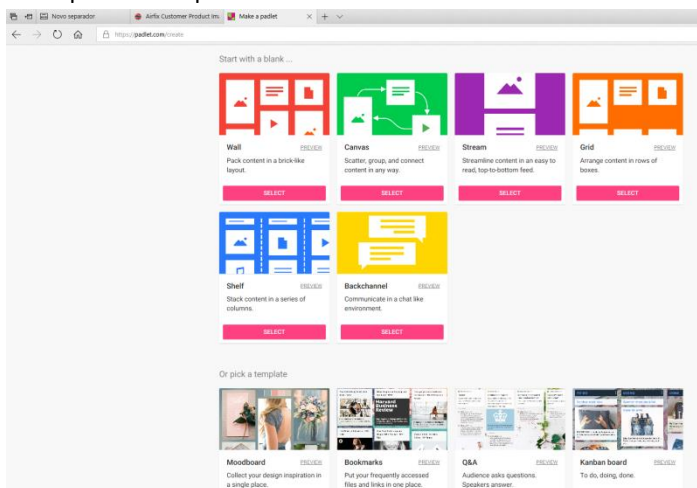
1<sup>st</sup> step – login (if you are already registered into the website) or register

2<sup>nd</sup> step – explore the dashboard



- Make a padlet** – to start a new padlet
- Join a padlet** – if you know the URL from a padlet and want to join/contribute to it
- Gallery** – examples of padlets from other users
- Recents** – your most recent padlets (those created by you and those to where you were invited)
- Made** - the padlets created by you
- Shared** – padlets shared by you with others or by others with you

3<sup>rd</sup> step – Make a padlet



Explore the various possibilities the website offers, according to your needs.

4<sup>th</sup> step – choose the option you like most. (My sweet canvas)

Title – give a title to your work

Description – give a short description

Choose wall paper – among the various wall papers available choose the one you like most / more suitable to your work

.....

### Participating schools

**Greece** – 35 Primay School in Patras

**Italy** – Istituto Comprensivo “San Giovanni Bosco – F. De Carolis” in San Marco in Lamis

**Poland** – Primary School in Rebkow

**Portugal** - Escola Básica Elias Garcia (escola sede) – Sobreda

Icon – choose one if you want

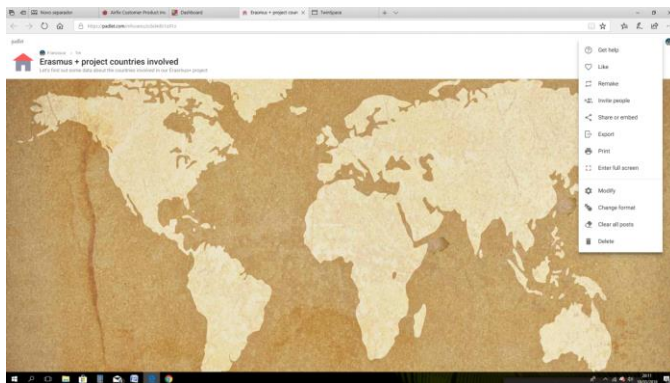
When you click next your padlet will be saved.

Share your work with others

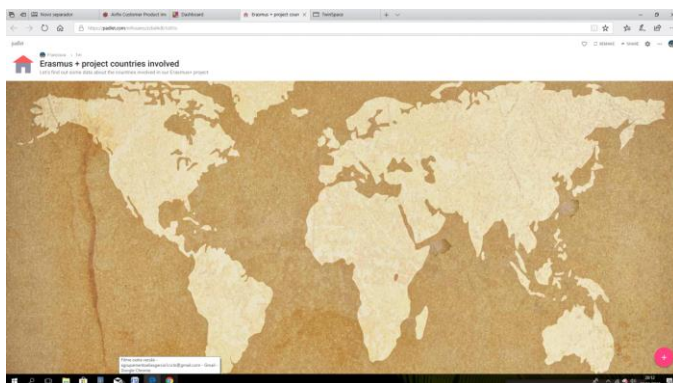
Add the email address from whom you would like to contribute to your padlet.

Add contributors – if you want to add others manually, you can enter their emails or usernames and adjust individual permissions.

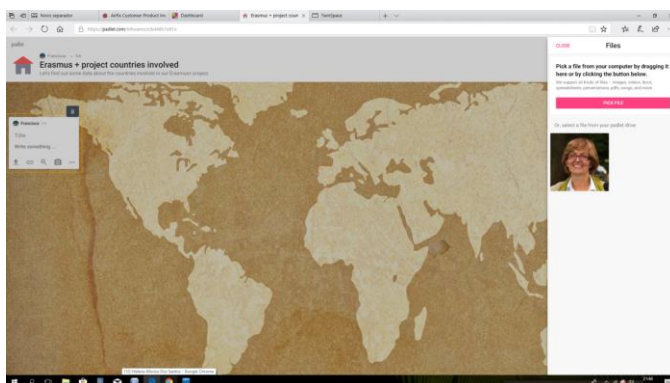
### ***Edit your padlet***



### **Add content to your padlet**



Click on + and add your post. You can move it to anywhere you want.



.....  
**Participating schools**

**Greece** – 35 Primay School in Patras

**Italy** – Istituto Comprensivo “San Giovanni Bosco – F. De Carolis” in San Marco in Lamis

**Poland** – Primary School in Rebkow

**Portugal** - Escola Básica Elias Garcia (escola sede) – Sobreda

You can upload different files – picture, film, document, whatever - or you can write in your post.

### **Add contributions**

Add contributors, or go on it alone.

The **Share** menu (top right) may look complex at first. There are lots of options so you can make content as public or as private as you want.

Privacy:

- Choose from 4 standard options: Private, Password Protected, **Secret [default]**, and Public. Choose whether people can read, **write [default]**, moderate, or administer your padlet.

Add contributors:

- If you want to add others manually, you can enter their emails or usernames and adjust individual permissions.

Advanced:

- Turn off remakes if you don't want others to copy your padlet to use as a template.
- Turn on moderation so that you can approve posts before they appear.

### **Share / export/embed**

Share options can be found in the share menu in the upper right corner. The Share menu contains both privacy settings and sharing channels. To view sharing channels, tap the Share/Export/Embed tab.

Share the link.

You can always share your padlet by simply **copy/pasting the link in your address bar**. If your privacy is set to Secret and Can Write (the default settings), anyone with the link will be able to view and post to your padlet.

Send your work out to the world

When you're ready to share your padlets outside of your inner circle, go to the Share menu and select **Share/Export/Embed**.

Export your padlet as a file, embed it on your website, send the QR code, or share on social media.

Embed in the eTwinning website; send by email; share in Facebook.

Go to the TwinSpace of our project

Create a page

Copy the embed code from the padlet

Choose the option Font on your page at the TwinSpace of the project

Paste the embed code

It's done!!!!

Now you can add new posts in our TwinSpace.

---

#### **Participating schools**

**Greece** – 35 Primay School in Patras

**Italy** – Istituto Comprensivo “San Giovanni Bosco – F. De Carolis” in San Marco in Lamis

**Poland** – Primary School in Rebkow

**Portugal** - Escola Básica Elias Garcia (escola sede) – Sobreda